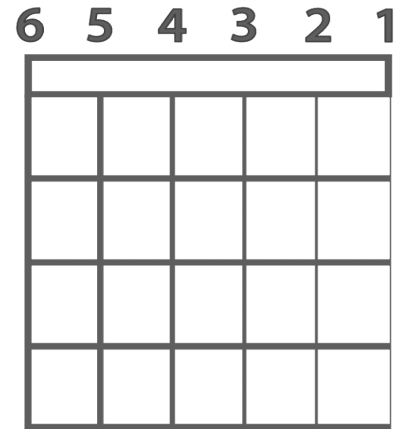
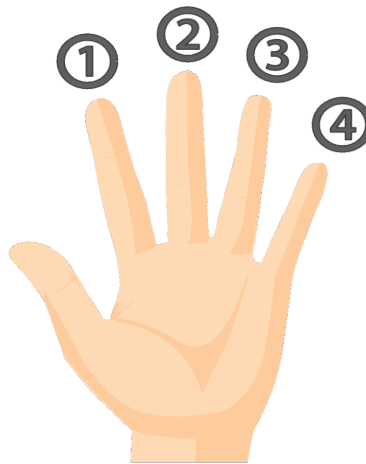
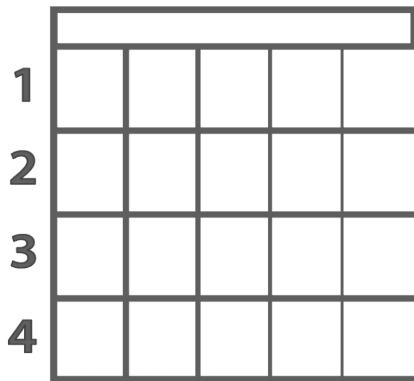


Lead Exercises

Frets

Fingers

Strings



1. Pick the bottom string: $0^1, 1^1, 2^1, 3^1, 4^1$ using all 4 fingers.
Repeat with the remaining 5 strings.
2. Pick the bottom string: $3^1, 5^1, 7^1, 8^1$ using all 4 fingers.
3. *Mishe*: $0^2, 1^2, 3^2, 0^4, 2^4, 4^4$
4. *Dayeinu*: $0^2, 3^2, 2^3, 1^2, 0^2, 3^2, 2^3, 1^2$
5. *Nothing Else Matters*: E G B E B G ($0^6 0^3 0^2 0^1 0^2 0^3$)
6. **Bm** arpeggio: $2^1, 3^2, 4^3, 4^4$ and back.
7. **F** arpeggio: $1^1, 1^2, 2^3, 3^4$ and back.
8. **Bb** arpeggio: $6^1, 6^2, 7^3, 8^4$ and back.
9. **Fm** arpeggio: $1^1, 1^2, 1^3, 3^4$ and back.
10. **Bbm** arpeggio: $6^1, 6^2, 6^3, 8^4$ and back.
11. **Gf** arpeggio: $3^6 2^5 0^4 0^3 3^2 3^1$
12. **C9** arpeggio: $3^5 2^4 0^3 3^2 3^1$
13. **D4** arpeggio: $0^4 2^3 3^2 3^1$

Key to exponent system: **Fret**^{String}

Fingering Variations:

1-2-3-4	2-3-4-1	3-4-1-2	4-1-2-3
1-2-4-3	2-4-3-1	3-1-2-4	4-3-1-2
1-3-2-4	2-4-1-3	3-2-4-1	4-1-3-2
1-3-4-2	2-1-3-4	3-4-2-1	4-2-1-3
1-4-2-3	2-3-1-4	3-1-4-2	4-2-3-1
1-4-3-2	2-1-4-3	3-2-1-4	4-3-2-1

Order of Notes:

# = Sharp (Higher notes)	b = Flat (Lower notes)
--------------------------	------------------------

CHROMATIC SCALE ON ALL 6 STRINGS

E	F	F \sharp /G \flat	G	G \sharp /A \flat	A	A \sharp /B \flat	B	C	C \sharp /D \flat	D	D \sharp /E \flat	E
B	C	C \sharp /D \flat	D	D \sharp /E \flat	E	F	F \sharp /G \flat	G	G \sharp /A \flat	A	A \sharp /B \flat	B
G	G \sharp /A \flat	A	A \sharp /B \flat	B	C	C \sharp /D \flat	D	D \sharp /E \flat	E	F	F \sharp /G \flat	G
D	D \sharp /E \flat	E	F	F \sharp /G \flat	G	G \sharp /A \flat	A	A \sharp /B \flat	B	C	C \sharp /D \flat	D
A	A \sharp /B \flat	B	C	C \sharp /D \flat	D	D \sharp /E \flat	E	F	F \sharp /G \flat	G	G \sharp /A \flat	A
E	F	F \sharp /G \flat	G	G \sharp /A \flat	A	A \sharp /B \flat	B	C	C \sharp /D \flat	D	D \sharp /E \flat	E
Fret:	1	2	3	4	5	6	7	8	9	10	11	12

Almost all notes can be played in several different positions on the fretboard. The system is usually 5 left, and 1 down or 5 right and 1 up. However from the **G**↔**B** string, it is 4 across and 1 up or down.

Scales:

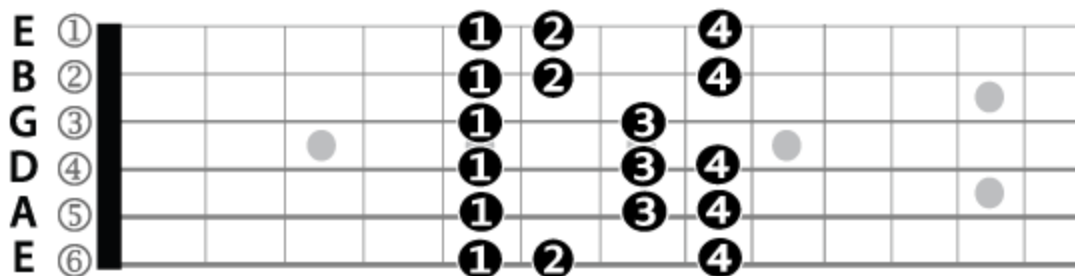
Single String

Whole Step - Half Step (Skip - Next) System:

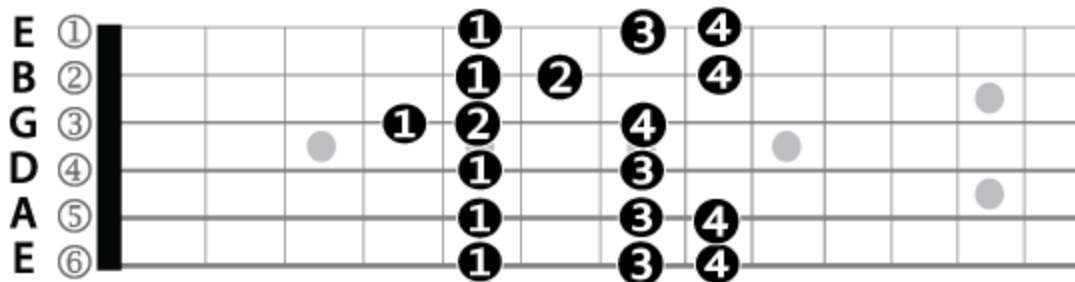
*Whole, Whole, Half, Whole, Whole, Whole, Half
Skip, Skip, Next, Skip, Skip, Skip, Next*

- Play a complete scale using the bottom string.
- Repeat with the remaining 5 strings.
- Begin anywhere on the fretboard and complete a scale.

Multiple Strings



Play every note in the **Em** scale from 7⁶ (B) down to 10¹ (E)



Play every note in the **Am** scale from 5⁶ (A) down to 8¹ (C)